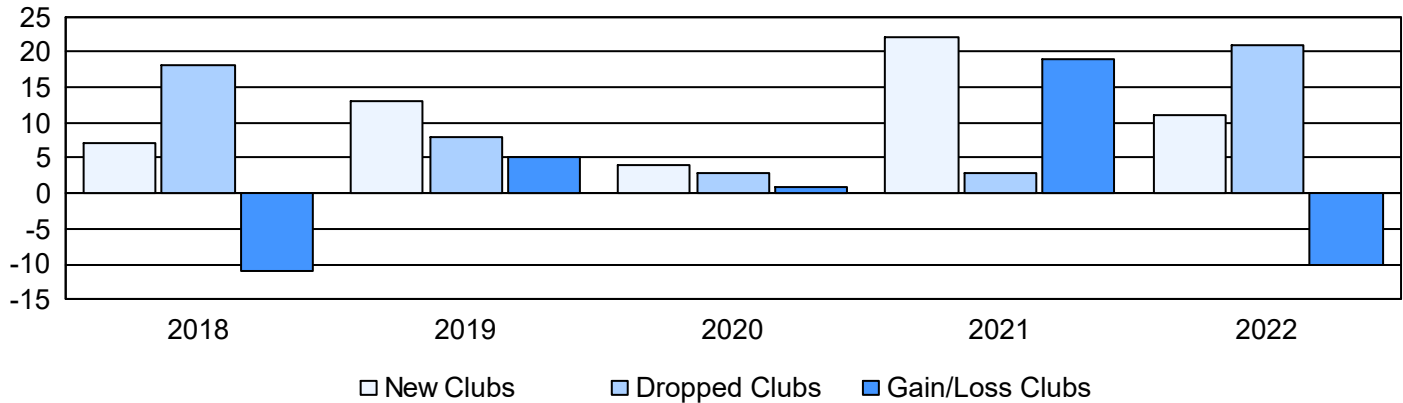
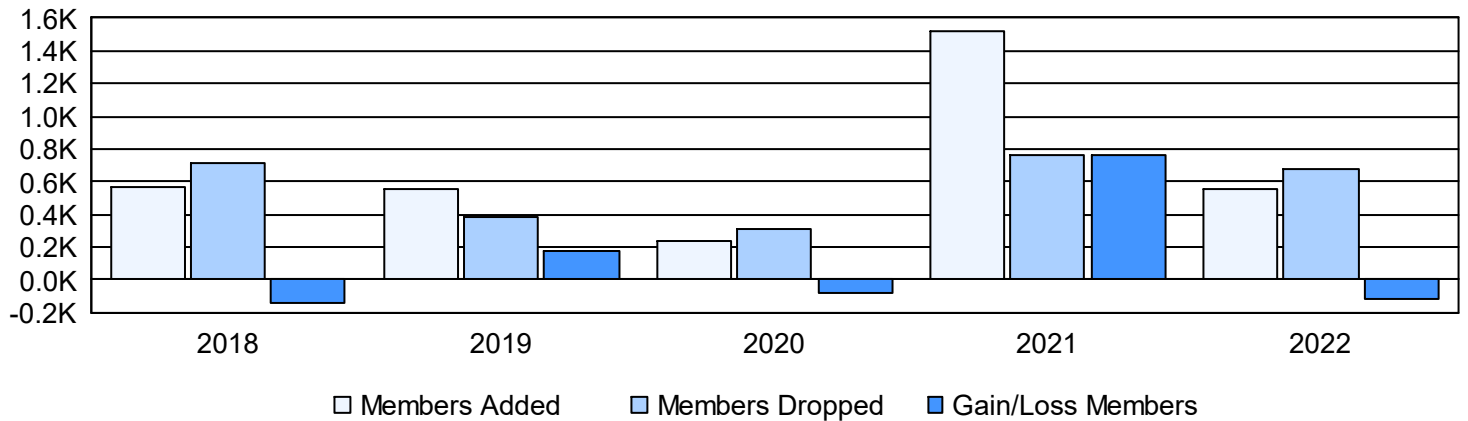


Year	New Clubs	Dropped Clubs	Gain/ Loss Clubs	New Members	Charter Members	Reinstate Members	Transfer Members	Total Member Added	Total Members Dropped	Gain/ Loss Members
2017-2018	7	18	-11	234	229	77	33	573	717	-144
2018-2019	13	8	5	173	297	73	10	553	379	174
2019-2020	4	3	1	85	110	23	14	232	306	-74
2020-2021	22	3	19	763	594	48	119	1,524	767	757
2021-2022	11	21	-10	219	304	31	7	561	676	-115
<b>Average</b>	<b>11</b>	<b>11</b>	<b>1</b>	<b>295</b>	<b>307</b>	<b>50</b>	<b>37</b>	<b>689</b>	<b>569</b>	<b>120</b>

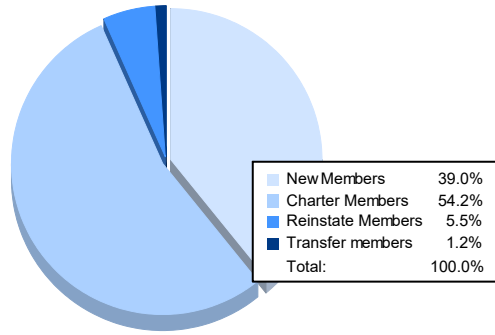
### Clubs



### Members



### Membership Composition June 2022 Cumulative



### Gender Composition June 2022 Cumulative

